



**Afghan
Pro Bono
Initiative**

Hosted by **Refugee Legal Support**
and **Safe Passage International**



Afghan Relocations and Assistance Policy Self-Help Guide

2024 | Version 2



Disclaimer

Please note that this guide has been written as a resource to help Afghan nationals and their family members understand and access the Afghan Relocations and Assistance Policy (**ARAP**) scheme and does not constitute legal advice. While it is always preferable to seek specific legal advice for your particular circumstances, this guide is intended to help when it is not possible to obtain legal advice. Following this guide does not guarantee that your application will be successful. For this reason, we encourage you to seek legal advice. It is impossible to cover all aspects of the **ARAP** scheme and this guide therefore only covers the key points.

See the Further Resources section at the end of this guide for more information on **ARAP**, including the UK Government guidance on **ARAP** and the Immigration Rules Appendix **ARAP**.

This guide is not for commercial use.

Photocopies and reproductions of this report are allowed with proper credits to the Afghan Pro Bono Initiative (**APBI**). For any use or reproduction of photos, or other materials that are not under **APBI** copyright, permission must be obtained directly from the copyright holders.

Contact Shamim Sarabi, Community Engagement and Research Lead of **APBI**, at shamim@afghanprobono.org.uk for further information.

All rights reserved, ©2024 APBI



Chapters

1

What is ARAP and who can apply?

2

How to prepare and put in an application

3

Family members that are eligible

4

Additional family members

5

Gathering evidence

6

Following submission of your ARAP application

7

What to do if your application is refused

8

If your application is granted, what next?

Appendices

1

ARAP application form

2

Template ARAP statement

3

Example of relocation offer



About the Afghan Pro Bono Initiative

This self-help guide has been developed by the Afghan Pro Bono Initiative (**APBI**). **APBI** is a project delivered jointly by [Refugee Legal Support](#) and [Safe Passage International](#) in collaboration with 13 leading commercial law firms.

The project is a response to the increased need for Afghan nationals and their family members to be able to access information, legal advice and representation in relation to safe routes to the UK, following the Taliban takeover.

APBI's individual casework is focused upon delivering high-quality legal advice, signposting, and representation in a range of cases, including family reunion, the **ARAP** scheme, the Afghan Citizens Resettlement Scheme and others. You can sign up to the **APBI** newsletter [here](#) for updates to the Afghan UK resettlement schemes, ministerial updates on Afghan refugees and updates on **APBI** services for Afghans.

Please note that **APBI** is not part of the UK Government or the **ARAP** casework team and cannot decide or have any influence over the decisions of the UK Government in **ARAP** applications.

Who is this guide for?

This guide is for Afghans who are eligible to apply under the Afghan Relocations and Assistance Policy (**ARAP**) and want to submit an application or seek a review of an **ARAP** refusal.

The guide is intended to help anyone with a non-legal background to prepare and submit an application without requiring support from a legal advisor.

Feedback

We would really appreciate feedback on this guide. If you have any comments, questions or suggestions on this guide, please share these with us via this [form](#).

Acknowledgement

This version of the guide was developed with the invaluable cooperation of seven volunteer lawyers from Allen Overy Shearman Sterling LLP, who generously invested their knowledge, expertise, and time into preparing this guide.

We deeply appreciate the contributions of Laetitia Nappert-Rosales, Louise Mitchell, Olivia Hardy, Alex Waterson, Oliver Bradgate, Michael Hossack, and Nahima Parvin.

We especially extend our appreciation to Laetitia Nappert-Rosales and Louise Mitchell for leading the team of volunteers, as well as for their efforts in revising and updating the guide.

We greatly appreciate Nahima Parvin's efforts for her thoughtful and creative ideas in designing the guide, which have significantly enhanced its readability and accessibility.

We are truly grateful for the dedication and hard work of everyone involved in making this guide a valuable resource.



Chapter 1

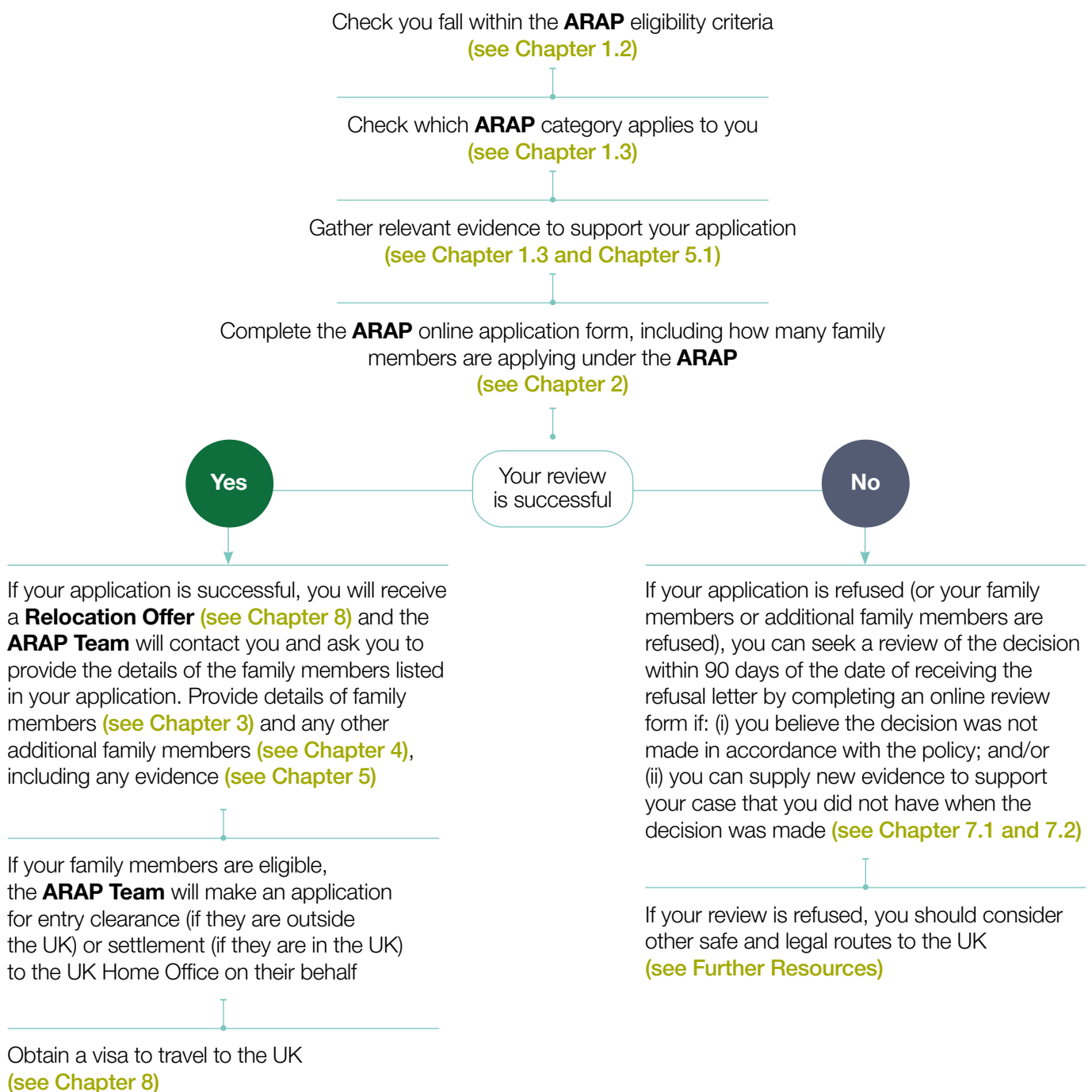
What is ARAP and who can apply?

1.1 What is ARAP?¹

The **ARAP** scheme is for Afghan citizens who worked for or with the UK Government in Afghanistan and are at serious risk from the Taliban. The **ARAP** scheme allows eligible Afghan citizens to apply to the UK Government for relocation to the UK. Eligible individuals may relocate to the UK with a partner and dependent

children. Other family members may also be included in exceptional circumstances. The **ARAP** scheme was launched by the UK Government in April 2021 and remains open. As at the date of this guide, there is no limit on the number of people who can relocate under the **ARAP** scheme.

The flowchart shows the steps required to complete your application.



¹ Immigration Rules ARAP 3.1 – 3.7

1.2 Who can apply for assistance under ARAP?

ARAP is open to any Afghan citizen aged 18 or above who is or has been employed directly by the UK Government (and some contractors) in Afghanistan at any point since 1 October 2001 and who is assessed to be at serious risk of threat to life. Eligibility for **ARAP** is not impacted by your employment status, rank or role or length of time served.

You may be unable to apply under **ARAP** if you were dismissed from your job, unless you were dismissed for a minor reason. If you were made redundant by a UK Government department, or resigned because of the UK's military withdrawal from Afghanistan, you may still be eligible under **ARAP**. An **ARAP** application can be made from any country (including

from within the UK). If you meet the **ARAP** criteria, you will be able to apply for indefinite leave to enter the UK.

If you are already in the UK with indefinite leave to enter or remain or you already have British citizenship, you are not eligible under **ARAP** and you cannot apply for family members or additional family members to join you under **ARAP**. If you arrived in the UK via another immigration route and have limited leave or you have an outstanding application for leave under another route, you can still apply under **ARAP** if you meet the **ARAP** criteria. You may want to do this to convert your immigration status to indefinite leave to remain.



If you have multiple wives or husbands

You can only include one partner in your **ARAP** application. If you have more than one partner, only one of your partners can apply to come to, or remain, in the UK.



If the eligible Afghan citizen is dead

If the person who would meet the **ARAP** criteria is dead, living family members may be able to apply under **ARAP** on a concessionary basis. If the person who died has applied under the **ARAP** scheme before they died, then the living family members will be considered for the **ARAP** scheme on a concessionary basis if:

- the family members and additional family members were included in the application;
- the person who has died was deemed eligible by the **ARAP Team** for relocation to the UK (including where the decision was made after the person died); and
- the application process and the Immigration Rules' requirements for relocation to the UK are otherwise met.

If the person who died did not submit an application under the **ARAP** scheme before they died then the living family members will be considered for the **ARAP** scheme on a concessionary basis if:

- the person who has died would have been deemed eligible for relocation to the UK under the **ARAP** scheme; and
- the application process and the Immigration Rules' requirements for relocation to the UK are otherwise met.

In addition, the bereaved family must:

- provide evidence that the eligible person is deceased;
- provide evidence of how each family member is related to the deceased person; and
- demonstrate that the death of the eligible person has had a direct impact upon the level of risk they face or their level of vulnerability.



If you have an under-18 partner

If your partner is under 18 years old at the time you make the application then your partner is not eligible under the **ARAP** scheme as a partner so they will not be able to apply to come to, or remain in, the UK. Even if the partner is an additional family member (as further detailed below), if they are under 18 years old at the date of the application, they cannot be entitled to support or relocation under **ARAP** as a partner.

If you and your partner married when one or both of you were under 18 but now you are both 18 or over, your marriage will only be recognised if:

- the marriage was valid in the country in which it took place; and
- you and your partner had the legal capacity to marry each other under the law of the country where you were married.



If you or your partner are pregnant

A child who is born after the **ARAP** application is made will be considered under the **ARAP** scheme as if they were born at the date of the application if the following conditions apply:

- you applied under the **ARAP** before the child was born;
- if you are the father of the child, then the mother of the child was included in the application as a family member or additional family member;
- you and (if you are the father of the child) the child's mother were deemed eligible for relocation to the UK including where that decision was made before the child was born; and
- the application process and the **ARAP** Immigration Rules for relocation to the UK are otherwise met.



1.3 ARAP categories

There are four different categories of eligible **ARAP** cases. There is a possibility of relocation in the UK for three of the four categories.

	Cohort	Assistance offered
Category 1	There is a high or imminent risk	Urgent relocation
Category 2	You held an exposed meaningful enabling role	Routine relocation
Category 3	Not eligible for relocation	Other support offered
Category 4	Special cases	Case-by-case basis



Category 1

There is a high or imminent risk

This category applies if, at any time since 1 October 2001:

- (a) you have been directly employed in Afghanistan by a UK Government department (eg, Ministry of Defence, Foreign Office etc); and

- (b) there is a high and imminent risk of a threat to your life because you held this job. This could include, for example, physical violence or intimidation because of the role you hold, or previously held, with the UK Government department.



Evidence examples:

Your employment contract, photos of your work or letters or emails between colleagues.



Evidence examples:

Taliban threat letters or messages (including night threat letters (shabnama)), photos or videos of physical violence against you, such as videos of Taliban officers hurting you or photos of your injuries.

Category 2

You held an exposed meaningful enabling role

This category applies if, at any time since 1 October 2001:

- (a) you have been directly employed in Afghanistan by a UK Government department, or were employed to provide linguistic services (eg, translator) in support of the UK's Armed Forces;

- (b) had you not performed the role, the UK's operations in Afghanistan would have been materially less efficient or successful. In other words, you must be able to show that your role helped the UK's operations in Afghanistan; and

- (c) you are publicly recognised as having performed the job and, as a result, your personal safety is at risk.



Evidence examples:

Your employment contract, any reports you produced as part of your work that you still have access to, photos of your work, letters or emails between colleagues or training certificates provided by your employer.



Evidence examples:

UK Government policy or strategy papers that relate to your area of work.



Evidence examples:

Photos or newspaper clips showing that your job was well known within your local community or letters/messages with threats of violence or intimidation because of the job you held (including night threat letters (shabnama)).

Category 3

You do not fall within Category 1 or 2, but are entitled to support other than relocation

This category applies if you are not eligible for Category 1 or 2 because there is not a high and imminent risk of threat to your life and/or you have not had an exposed meaningful enabling role.

If you fall in this category then you are **not** eligible for relocation but you may be eligible for other support. See the 'Further Resources' section at the end of this guide.

Category 4

Your case does not fall within Category 1 or 2, but there are special factors which mean you may still be eligible for relocation

If you do not fall within Category 1 or 2, you still may be eligible for relocation if you satisfy certain criteria. This Category 4 can apply where there are special factors supporting your application. However, it is a difficult category to prove and you have to meet each of the three criteria listed below:

(a) at any time since 1 October 2001, you did the following in Afghanistan:

- (i) you were directly employed by a UK Government department; or
- (ii) you provided goods or services to a UK Government department (eg, translation services); or
- (iii) you worked alongside, in partnership with, or closely supported a UK Government department;

(b) in the course of that employment or work, you made a substantive and positive contribution towards the UK Government's military objectives in Afghanistan, or the UK Government's national security objectives (eg, counter terrorism, anti-corruption, counter-narcotics objectives, etc); and

(c) because of that employment or work, you are or were at an elevated risk of attack or high risk of death or serious injury. Alternatively, you hold information which would give rise to a specific threat to the UK Government or its interests.

Evidence examples:



Your employment contract, any reports you produced as part of your work that you still have access to, photos of your work or letters or emails between colleagues.

Evidence examples:



Witness statements from your employer or previous colleagues describing in detail the type of work you did, your role and how you worked with UK colleagues or departments, letters of support from UK colleagues confirming the type of work you did or any UK Government policy documents relating to the objectives you were working to achieve as part of your employment.

Evidence examples:



Witness statements from your employer or previous colleagues regarding any incidents or threats, threat letters (including night threat letters (shabnama)) or letters from UK colleagues regarding the risk.

Chapter 2

How to prepare and put in an application

2.1 Process of preparing an application

In order to apply under **ARAP**, you must complete an application form online. This form is available [here](#). For reference, a copy of the full application form can be found at **Appendix 1** but you must complete it online by following the link above. You will need to provide evidence alongside the application.



As collecting the information and evidence can take time, you should start gathering evidence to support your application as soon as possible.

Please note that the online form cannot be saved and revisited, so you will need to complete it in one sitting. Make sure you collect the information listed below before starting your application.

Evidence and details that you must have for the application form are:

- Full name (as it appears on your passport or, if you do not have a passport, as it appears on your ID documentation). If you do not have a passport or ID documentation, provide your full name as you prefer it to be spelt
- Father's full name
- Your email address
- Your contact number
- Your current country of residence
- The number of family members with you
- Whether you are applying under **ARAP** category 4, and
- The industry or sector of your current or former job.

The following information is **not mandatory**, but if you have some or all of this information, you should include it in the application form:

- LSU, CISS Number or Staff Number
- Tazkira Number, and
- Passport Number.

Once you submit your application form, the **DARR Team** (a team within the Ministry of Defence) will review your application and check your eligibility. You are likely to be asked to provide further information on your role, including:

- the industry or sector of the role title
- whether you were directly employed by the UK Government
- details of your employer
- employment start date
- whether you are still employed and, if not, your reason for leaving
- where your employment was based.

Once your eligibility is confirmed, you will be contacted by the **DARR Team** and be asked to confirm the family members (and additional family members) who will relocate with you. You will need to provide details of these family members, such as their names, dates of birth, nature and extent of dependencies and risks, and information relevant to accommodation needs in the UK. You have to reply with further information requested by the UK Government **within 42 days** from the request for information.

If you do not respond within 42 days, your application may be rejected. If you are applying under Category 4 as you do not meet the requirements of Category 1 or 2 and you require relocation, it may be helpful to also submit a statement with your application form which provides additional information about your circumstances.

Appendix 2 includes a template that you may wish to use.

2.2 Grounds for refusal²

You or your family members may not be permitted to relocate to the UK if you trigger any of the grounds for refusal. The grounds for refusal are reasons under the UK Immigration Rules that set out when applications for relocation may be automatically refused. These generally involve having committed serious criminal offences and are unlikely to apply in most cases but you should be aware of them.

Certain grounds for refusal are **automatic**³ and you or your family member (as applicable) will not be able to relocate or remain in the UK if any of these circumstances apply. These include:



Crime

Where you or your family member:

- has been convicted of a crime (in the UK or overseas) and was imprisoned for **12 months or more**;
- is a persistent offender who shows a particular disregard for the law; or
- has committed a criminal offence which caused serious harm.



Deception

You or your family member used deception in the application (ie the application includes statements that hide the truth).

Other grounds of refusal are **not automatic**⁴ but could disqualify you or your family member (as applicable) from entering or remaining in the UK. These include circumstances where:



Crime

You or your family member has been convicted of a crime (in the UK or overseas) and was imprisoned for **12 months or less** as a result.



Sham/False marriage

You or your family member was involved in a sham marriage or sham civil partnership (meaning the relationship was entered into for immigration reasons by two people who are not a real couple).



False statements

You or your family member made false statements or provided false documents **in order to obtain documents** to support the application to enter the UK or information even if you/they did not know that these statements, documents or information were false.

² Immigration Rules ARAP 2.1

³ Immigration Rules Part 9: Grounds for Refusal

⁴ Immigration Rules Part 9: Grounds for Refusal and Immigration Rules Part 11: Asylum

Chapter 3

Family members that are eligible

Which family members can relocate under **ARAP**?

Eligible Members

Your partner

Your children under 18

Your partner's children under 18

Inclusion Criteria

Included in the initial application

Only one partner can apply

Refer to **Chapter 4** for additional family members

Who qualifies as a partner under ARAP?

Partner Criteria

18+ years old

Not a close relative

Met in person

Genuine, ongoing relationship

Permanent UK residence intention

Provide Evidence

Marriage/Birth certificates

Tazkiras

Family/wedding photographs

Statements from family members

Who qualifies as a child under ARAP?

Child Criteria

Under 18 years old

Not married/in civil partnership

No own family

Relies on parents

Adopted Child Criteria

Formal adoption, but not just to gain access to the UK

Lived together 12 months before application was made

Parent role assumed

Equal treatment as any other child

Original family ties broken

Notify ARAP Team of Changes

3.1 Which family members can relocate under ARAP?⁵

If you are eligible under **ARAP**, your application can only include the following family members:

- your partner (who qualifies as a partner is explained below);
- any of your children who are under 18; and
- any of your partner's children who are under 18.

All of the family members who are seeking to relocate with you **must be included in the application at the time the application is made**. If you do not include them in the original application, they cannot be considered at a later date under **ARAP**.

If you have more than one partner, only one of your partners can apply to come to, or remain, in the UK.

If you include your parent, siblings or extended family members, they will be considered under the additional family members policy. For further information on additional family members, see **Chapter 4**.

3.2 Who qualifies as a partner under ARAP?⁶

A **partner** can be your wife, your husband, your civil partner, your fiancé or proposed civil partner or someone you have been living together with in a relationship like a marriage for at least two years before making the application. Your marriage or civil partnership must be recognised by law in the country in which it took place. Any such partner must:

- be aged 18 or over at the date of the application;
- not be a close family relative (eg, a grandparent, a parent, a sibling, a half-sibling, a child, a niece or a nephew, or adoptive parents and children);
- have met you in person;
- be in a genuine and ongoing relationship with you; and
- intend to live with you permanently in the UK.

3.3 Who qualifies as a child under ARAP?⁷

A **child** can be someone under 18 at the date of the application who falls under any of the below categories:

- your and your partner's (as defined above) dependent child; or
- the other parent of the child is dead or you have sole responsibility for raising the child; or
- the parent applying under **ARAP** has sole responsibility for raising the child; or
- one parent is a British citizen or a person who has a right to enter or stay in the UK without restriction; and is or will be ordinarily resident in the UK.

Any child must:

- not be married or in a civil partnership;
- not be living an independent life or have formed their own family (eg, left the family home to live with a partner, had their own children); and
- still rely on their parents (eg, not have their own source of income, live apart from the family).

⁵ Immigration Rule ARAP 10.2

⁶ Immigration Rule ARAP 11

⁷ Immigration Rule ARAP 12

3.4 can you apply for an adopted child under ARAP?⁸

If you have an adopted child, that child can apply as your dependent child under ARAP if the child may either has been formally adopted in accordance with the courts of your country of origin (and that adoption is recognised under UK law) or there is a de facto adoption.

For de facto adoption to apply, you (when you have sole responsibility for the child) or you and your partner, must have been resident overseas for at least 18 months and:

- the child must have lived with you or you and your partner for a period of 12 months immediately before you made your application; and
 - you or you and your partner must have taken on the role of the child's parents since the beginning of the 18-month period so that there has been a genuine transfer of parental responsibility.
- As well as the above, the adopted child must:
- be treated the same as any other child of yours or your partner's; and
 - have been adopted as the child's parents cannot care for them; and
 - have broken all ties with their original family; and
 - have been adopted, but not just so that they can gain access to the UK.

3.5 What evidence must be provided for family members?

When applying and including your partner and/or your children in your application, it will help to provide evidence to prove that they are your partner and/or children within the meaning of the above.

The main way to evidence the relationship would be through your marriage certificate, any birth certificate and Tazkiras.

In the initial application, you may not be required to show proof that someone is your child or partner, but if you are accepted under the scheme, you will be asked for this evidence. If you do not have these documents, consider if there is any other evidence you could use, such as photographs of your wedding or any other family photographs or statements from your family members, or whether you could safely obtain any documents which prove the relationship.

See Chapter 5 for more details.

3.6 Changes to an applicant's family during the ARAP application process

If, after submitting your **ARAP** application, you get married or have a child, you should contact and inform **ARAP Team** as soon as possible.

Chapter 4

Additional family members

If you are eligible to relocate to the UK through **ARAP**, you can also apply to relocate certain additional family members to the UK. Additional family members will be considered under the main Immigration Rules of **ARAP** (the **additional family member rules** or **AFM rules**). Family members not included in your **ARAP** application can still apply to come to the UK under the **ARAP**, and will be considered on an exceptional basis outside the ARAP Immigration Rules.

The information in this **Chapter 4** applies to additional family members, in other words family members who are **not** eligible for relocation through the **ARAP** process set out in **Chapter 3**. Examples of additional family members are adult parents, adult children or siblings of the **ARAP** applicant.

4.1 Conditions to apply under the AFM rules – Eligible additional family member⁹

Under the **AFM rules**, you may apply for any family member who is not a partner or dependent child under 18 to be allowed to relocate with you. See **Chapter 3** for details on who qualifies as your partner and dependent child. The family member must be a relative of you or your partner. The family member cannot be an additional partner.

They must also meet one or both of the criteria listed below:

- (a) as a result of your work for or with a UK Government department, your additional family member is at an elevated risk of targeted attacks, specific threats or intimidation; putting them at a **high risk of death or serious injury**; or
- (b) your family member has additional **vulnerabilities** and meets the following conditions:
 - (i) there are specific vulnerabilities faced by your family member;
 - (ii) those specific vulnerabilities have led to an exceptional level of family dependence on you;
 - (iii) your family member would be unable to get the required level of care or protection in Afghanistan;and either:
 - (iv) the reason why your family member cannot get the required level of care or protection in Afghanistan is because the required level of care or protection is not available and there is no person there who can reasonably provide it; or
 - (v) the reason why the family member cannot get the required level of care or protection in Afghanistan is because the required level of care or protection is not affordable.

If the additional family member is a child applying without their parents as additional family members there are some additional criteria:

- (a) you or your partner must be their legal guardian; or
- (b) they must have one parent resident in the UK who is British or has a right to be in the UK without restriction; or
- (c) there must be "serious and compelling reasons" to grant the application for them to join you and your partner. An example of "serious and compelling reasons" could be a child who has been separated from their biological parents and has been practically (although not formally) adopted by the main applicant under **ARAP**.

Please note that the **ARAP Team** is viewing applications for additional family members under the scheme very narrowly. If your additional family member does not meet the criteria set out in this **Chapter 4**, it is very unlikely that your family member will be accepted.

⁹ Immigration Rule 13

High risk to safety

The application of an additional family member will need to show that they are at "elevated risk" of targeted attacks, specific threats or intimidation that put them at risk of "death or serious injury". The application will only be considered if there are genuine and verifiable reasons relating to your family member's safety and security as a result of your work with the UK Government.

The Government department or unit you worked with or alongside will be asked for their assessment as to whether your employment put your additional family member at risk. Some examples of reasons are as follows:

- If there have been specific threats or intimidation to your family member as a result of your work. For example, you or your additional family member may have received threatening letters or phone calls from the Taliban as a result of your work with the UK Government.
- If your additional family members have been targeted through house to house searches related to your work and are in hiding from the Taliban as a result.

The risk must be specific to the relevant family member and must relate to your work undertaken with the UK Government.

Specific vulnerability and dependency

The application of an additional family member will need to show that they have specific vulnerabilities that have resulted in an exceptional level of family dependence. For example, a serious medical condition for which your additional family member is: (i) unable to obtain treatment or requires long-term personal care; and (ii) financially dependent on you. Medical evidence will be required in support of this. Even with your practical and financial help, the additional family member must not be able to obtain the required care or protection outside the UK – either because this is not affordable or because it is not available and no other person can reasonably provide it.

Other compelling reasons

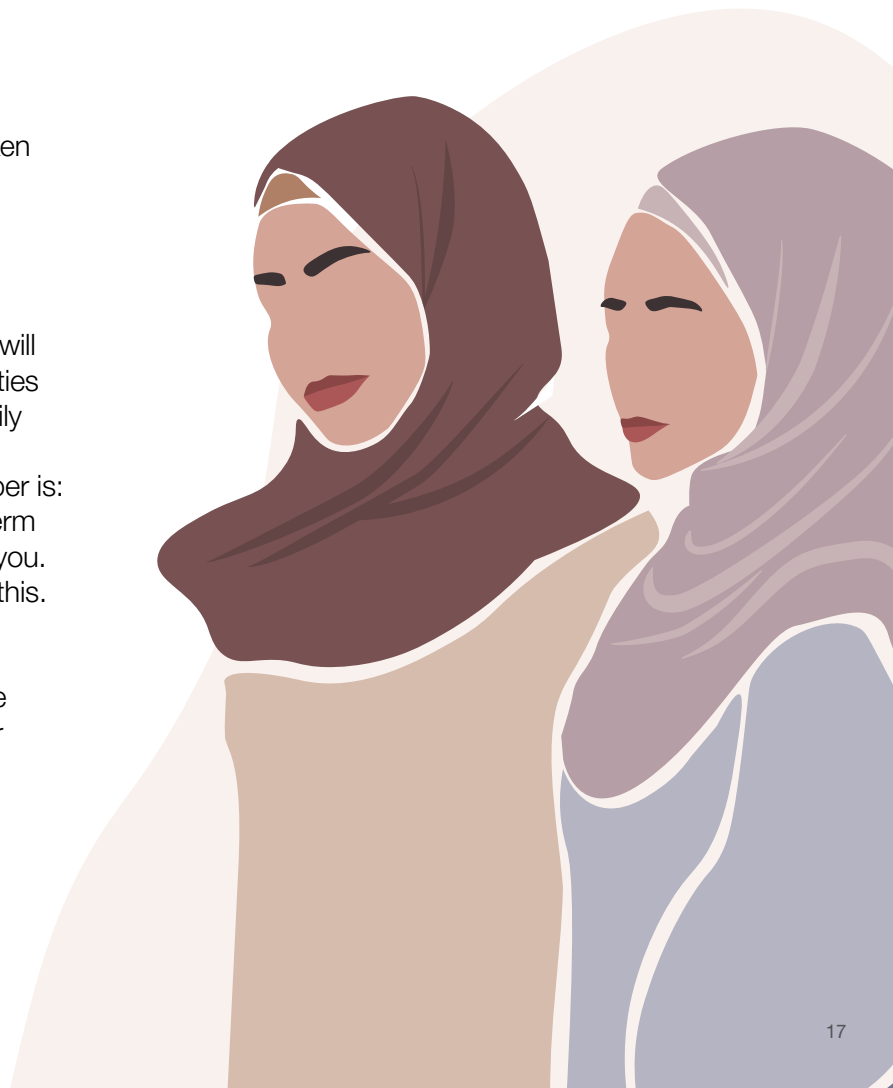
In order to succeed in applying for your additional family members you will need to show the evidence of security concerns or additional vulnerabilities set out above.

If you are applying for a child on their own you will also need to show "serious and compelling reasons" why they should be located with you.



An example of "serious and compelling reasons" would be that the child is currently being neglected or abused and their needs are not currently being met.

For all family members it is worth including any other "genuine, verifiable, compelling reasons" for why your family member should be relocated with you.



4.2 Application process for additional family members

When to apply

Your additional family members should be named in your initial **ARAP** application. If you have not done this and you are still waiting for an initial decision, contact the **ARAP Team** *as soon as possible* to request to add your additional family members to your application.

Once your eligibility is confirmed, you will have more direct contact with the **ARAP Team** and will be asked to confirm the family members who will relocate with you. You will need to ensure that they are named at this point in order to be able to apply under **ARAP**. We recommend that you raise apply for your additional family members to relocate with you as soon as possible within the process.

Who can apply

The application must be made by you, as the applicant eligible under the **ARAP** scheme, and not by your family members or any other person. A lawyer or caseworker may submit the form for you (if you have one), but the application must be made in your name.

When can additional family members travel to the UK


Your additional family members must be granted entry clearance before travelling to the UK. This may mean that you arrive in the UK at a different time to your family members.

If they are approved under the **AFM rules** your family member will be supported to fill out a visa form to come to the UK.

However, currently, this cannot happen from within Afghanistan.

If your family members are accepted, they should communicate with the UK team to safely travel to a third country to be evacuated to the UK.

If they are unable to safely obtain documents or leave the third country, they should seek the advice of the **DARR Team**, who will be assisting with evacuation.



Chapter 5

Gathering evidence

If you do not have the evidence set out in this guide, this does not prevent you from applying under ARAP, provided that you can explain why documents are not available to be provided as evidence.

Some examples as to why you may not have the evidence are as follows:

- you may never have had these documents issued;
- you may have destroyed them for your own safety; or
- you may not have taken them with you when you left Afghanistan

5.1 Submitting a subject access request

If you do not have any documents that evidence your work with the UK Government you can consider submitting a Subject Access Request (**SAR**) to the UK's Ministry of Defence or the Foreign, Commonwealth and Development Office.

A **SAR** is a request for a copy of your personal information. You have the right to ask for a copy of your personal information held by UK organisations (including the UK Government) as well as information about how your personal information is being used. Your personal information is any information relating to you that can identify you directly (eg, your name, your employment certificates) or indirectly (eg, a reference number relating to you).

For example, if you worked for a UK Government department, they may have records relating to your prior employment or involvement with the British army or the UK Government, such as your employment contract or certificate, or emails or messages with you or about you. You can request this information by submitting a **SAR** and this may be helpful evidence you can submit as part of your **ARAP** application to show that you worked for a UK Government department.

There is no formal process to submit a **SAR** and you do not need to be in the UK to submit one. You can submit a **SAR** yourself by email or over the phone and you do not need a lawyer to do this for you. If you want someone else to submit a **SAR** on your behalf, you need to give them written permission (eg, in an email).

The UK Government has to get back to you within one month and they may request proof of ID and a proof of address to be able to verify you. They should explain to you if they cannot give you the personal information you are requesting and why. Remember to check your spam or junk folder for a response.

Guidance on how to submit a **SAR**, and what to include, can be found [here](#). Guidance suggests including the following information in a **SAR**:

- a subject line or header that says "subject access request";
- the date you're making the request;
- your name (and any other names where relevant, eg, your name before you were married);
- your email address and phone number;
- your staff number, if you have it;
- what personal information you want. Be specific about the information you're asking for, and where relevant say what information you don't need. This will help the organisation or UK Government find the information you are looking for. For example, you could request a copy of your employment contract or correspondence with you or about you;
- details or dates that will help the organisation find the information you want. For example, include the dates that you were employed by the UK Government;
- the reason you want the information. For example, that you require the personal information for the purpose of submitting evidence for your **ARAP** application; and
- how you would like to receive the information (eg, electronically or printed and sent by post) and if you have any accessibility requirements (eg, large fonts).

You can make a **SAR** to the Ministry of Defence [here](#). You could also submit a **SAR** to the Ministry of Defence for an update on the status of your **ARAP** application.

If you worked with the UK Government but not with the British army, you can submit a **SAR** to the Foreign, Commonwealth and Development Office by emailing them at information.rights@fcdo.gov.uk.

5.2 Evidence for your application under ARAP

See **Chapter 1** for examples of evidence you need for your **ARAP** application.

5.3 Evidence for family members and additional family members

You will need to provide evidence of your family members' relationship with you and if you are applying with an additional family member, evidence to support the compelling reasons why that additional family member must relocate to the UK with you.

It is recommended that you include evidence to support each factual statement in your application.

Evidence of family relationship

You must provide evidence to prove your family member's relationship to you, as the applicant under the **ARAP** scheme.

For example, you could provide birth certificates, death certificates, marriage certificates etc. If possible, you should get these documents translated into English by a certified translator as it will likely be that the **ARAP Team** will request certified translations if you are successful.

If you cannot provide these documents, you must explain in the application form why you cannot provide the documents and make sure that you explain the relationship with each family member on your witness statement.

Evidence of risk, vulnerability and compelling reasons

You must provide evidence of the compelling reasons why you believe your additional family member should relocate to the UK.

To **evidence a high risk to safety**, you could provide photos, screen shots or video or audio recordings of the relevant threats and/or intimidation. It is important when evidencing any security threat that this is linked to your employment with or alongside a UK Government department. You could include a witness statement to explain this or provide supporting letters from any UK colleagues who can testify that this threat was related to your work.

To evidence that your family member has **a specific vulnerability or dependency**, you could include medical evidence, such as doctor's letters showing appointments or diagnoses and proof of medication prescriptions. Previous guidance stated that medical conditions will need to be evidenced by a supporting diagnosis from a medical professional detailing any health conditions and their impact on the individual and associated care. A letter from a doctor including this information would help with your application.

To demonstrate that your family member **cannot get the required level of care or protection** in Afghanistan as the level of care or protection is not available or affordable and there is no person who can reasonably provide it, you can provide supporting medical letters if appropriate.

Witness statements

You may want to ask your family member or any other relevant individuals to provide a witness statement in support of the application. A witness statement can be helpful as evidence to show that those specific vulnerabilities faced by your family member have led to an exceptional level of family dependence.

5.4 Evidence FAQs

What if I don't have official documents showing my work with the UK Government?

Where you do not have official documents evidencing your work with the UK Government or the Ministry of Defence (or you would like to include additional evidence), letters of congratulations or Christmas cards from British army colleagues, and any other unofficial documents you have which would evidence your work, can also be included in your application.

What if I don't have a staffing number?

Staffing numbers did not exist prior to 2006/2007, therefore these cannot be provided if you worked for the UK Government or MoD prior to this date. Staffing numbers are currently optional on the **ARAP** application form but if these are requested by the **ARAP** or **DARR Team** as part of the **ARAP** process, you should provide the explanation that these numbers did not exist.

What if I have two badge numbers?

If you have two badge numbers, provide the details of the badge worn inside the base rather than the details of the badge worn outside of the base.

What if I cannot get hold of any documents for me or my family members?

You and your family members will require some form of ID. If you do not have ID, you should consider applying for one (eg, apply for a passport or Tazkira). If you do not have the documents being requested by the UK Government you should explain why. The UK Government understands that not everyone will have access to all documents requested, but the more evidence you provide, the more chance you have for your application to be successful.



Chapter 6

Following submission of your ARAP Application

6.1 How to follow up with your ARAP application

Your application reference numbers

Your application will be granted a reference number by the **ARAP Team**.

We understand that:

- if the application number begins with “**ATAE**”, this means it has been received. After that, the **ARAP Team** would change the reference number to begin with either “**M**” or “**R**”;
- if the application number begins with “**M**”, this is an eligible application made between 1 April 2021 and 31 August 2021; and
- if the application number begins with “**R**”, this is an eligible application made from 1 September 2021 onwards.

Writing to a member of parliament

If you have any friends, family or other contacts in the UK, you could ask them to write to their Member of Parliament (**MP**) to ask for assistance with your application. Further details on how to do this are set out [here](#). You may wish to share this link with them.

Your contact in the UK should write to their MP (by letter or email) and include relevant details of:

- themselves (the person writing to their MP); and
- you (the person applying under the **ARAP** scheme), including details about your application (including your reference number, as set out above), the date it was submitted and the delay in your application and your background (such as your work with the UK Government and why you are eligible for relocation).

Though applicants outside of the UK may try and contact an MP, this is unlikely to prove successful as MPs are focused on their UK constituents specifically.

We do not recommend sending regular emails to follow up on your application. There is no evidence that this speeds up your application.

6.2 Preparing for evacuation

If possible and if safe to do so, take steps to prepare for an evacuation in the event your application is accepted. You should make sure that you and each family member who is relocating to the UK has a valid passport and a visa **if it is safe to do so**.

We cannot advise on you obtaining visas to travel to Pakistan (where most **ARAP** applicants transit through) but it can be worth checking and making preparations for travel if you can safely do so.

Once you are accepted under **ARAP**, you will be sent an offer by the **DARR Team** to accept if you want to relocate to the UK.

The **DARR Team** will ask for copies of any missing documents, including translations, so try to have these ready.

The **ARAP Team** sometimes assist applicants with leaving Afghanistan, however this is usually after they have all the documents needed. They can also assist with visas to Pakistan if you are unable to obtain them. You will need to let them know as soon as possible if you need assistance leaving Afghanistan. Once you have travelled or been evacuated into Pakistan, the British High Commission should support you with accommodation and with your application for an onward visa to the UK.

This process will be much quicker if you already have a passport and permission to be in Pakistan. If you have requested evacuation from the **ARAP Team** you will be contacted by a separate team who will request copies of your documents to assist obtaining visas and will help you to evacuate. This can come at very short notice.

Once you have been evacuated to the UK, you may be housed in initial hotel accommodation until you are found permanent accommodation in the UK, but it is possible you will go directly to permanent accommodation. Under **ARAP**, you will be granted indefinite leave to remain in the UK and have full access to benefits, education, healthcare and the right to work.

6.3 Updating the ARAP casework team

If you have managed to leave Afghanistan safely, please contact the **ARAP Team** to let them know that you have done so and your current location.

Chapter 7

What to do if your application is refused

7.1 Circumstances where you may seek review of the decision to refuse your ARAP application

If your application is rejected or you are deemed ineligible under **ARAP**, you will receive a letter confirming this from the UK Government. You have the right to seek a review of the decision if you:

- believe that the decision was not made in accordance with the **ARAP** scheme (ie, the policy); and/or
- are able to provide new evidence to support your case that was not available when the decision was made.

If neither of the above apply, unfortunately a review is unlikely to be considered.

If your application is rejected and you have the right to seek a review of the decision, it is advisable that you submit a review, not a new application.



If you do not request a review within 90 days of receiving the refusal letter, your request will not be considered unless there are exceptional circumstances.



7.2 Process to request an initial review

Online application form

To request a review of the decision, you will need to complete an online form on the UK Government's website, which is available [here](#).

When completing the online form, you must provide the following:

- your first name (ie, your given name)
- your surname (ie, your family name)
- an email address
- a telephone number
- your father's full name
- whether the review is for yourself or additional family members
- the date of the letter rejecting your application
- the Unique Reference Number (URN) on your letter of the Decision. Your URN will look like this: ATAE-xxxx, Rxxxxx, Mxxxx
- the reason why you would like your application to be reviewed

For this response you may select either one or both of the reasons. The example below shows where both options have been selected.

8. Why would you like your application to be reviewed? *

چرا می خواهید درخواست شما بررسی شود؟

تاسو ولې غواړئ چې ستاسو غوښتنلیک بیاکتنه وشي؟

1. موافق نیستم که پرونده من مطابق با خط مشی به درستی بررسی شده باشد.
زه موافق نه یم چې زما قضیه د پالیسی سره سم په سمه توګه په پام کې نیول شوي ده.

2. من اطلاعات جدیدی دارم که هنوز در نظر گرفته نشده است.
زه نوي معلومات لرم چې لا تر اوسه په پام کې نه دي نیول شوي.

1. I do not agree my case has been properly considered in accordance with the policy

2. I have new information that has not yet been considered.

After you have sent the review form, you will be contacted by the UK Government to request further information. The email will be from a gov.uk email address.

If you believe that the decision was not made in accordance with the **ARAP scheme**, you should explain why when you respond to the UK Government email, by referring back to the **ARAP scheme**.

Examples of information you might want to include are:

- whether you feel the assessment of risk to you has been made in accordance with the **ARAP scheme**;
- whether the definition of 'working closely alongside' has been incorrectly applied; or
- whether your work has been correctly assessed as being part of the national security objectives.

If you can supply new evidence to support your application that was not available when the decision was made, you should describe what information you will be able to provide.

7.3 If your review is rejected

If the decision is reviewed and does not change, it may be worth submitting a new application which you can do using the online form on the UK Government's website, which is available [here](#).

Please see **Chapter 2** for how to submit an application.

New evidence

This evidence should be new and not evidence included in your original application. You should provide this evidence in response to the UK Government email.

Additional information you may wish to gather to include with your review application:

- *If you have not already provided a statement* – it may be helpful to submit a statement with your review application, providing additional information about your employment or work with the UK Government and the risks you face if you were to remain in or return to Afghanistan. **Appendix 2** includes a template that you may wish to use.
- You should also provide any additional evidence you have which proves your employment or work with the UK Government and any evidence demonstrating that you are at risk if you return to, or stay in, Afghanistan (see the **Evidence** section in the template at **Appendix 2** for suggested documents you may provide to support your application).
- Any reasons related to the risk you face in Afghanistan (which may be why you couldn't gather evidence) that may be relevant.

Alternatively, you can consider other safe and legal routes to come to the UK. See the **Further Resources** in this guide.



Chapter 8

If your application is granted, what next?

If your **ARAP** application is successful, you will receive a letter with a **Relocation Offer**. An example of a letter with a relocation offer is set out in **Appendix 3**. Note that this is an **example** of a letter and your relocation letter may look different to this.

Your **Relocation Offer** will set out the process that you need to follow and the steps that you need to take to obtain a visa and travel to the UK. While each **Relocation Offer** may be different, below is some general guidance on accepting your **Relocation Offer** and travelling to the UK.

8.1 Accepting the Relocation Offer and providing the documents requested

To accept your Relocation Offer you must email the email address set out in your Relocation Offer (usually ARAP-casework@mod.gov.uk, but please check your Relocation Offer):

- including copies of the documents requested; and
- confirming your current location.

Your Relocation Offer will include a list of the copies of documents that you need to provide in order to travel to the UK.

Such documents may include scanned copies of:

- passports and/or identity documents for you and your family members (if applicable);
- marriage certificate (if applicable); and/or
- birth certificates for any children relocating (if applicable).

If you do not have the requested documents, the UK Government may not be able to help you get these. You should try and find these yourself at the earliest possible opportunity **but only if you can do so safely**. If you cannot provide these documents you should explain why.

For birth certificates, paper Tazkiras and marriage certificates that are not in English, please provide translations of these if possible.

8.2 If you are located outside the UK when you receive your Relocation Offer

Once you have accepted the Relocation Offer and submitted the required documents, a member of the **DARR Team** will be in touch to provide you with further information and guidance in relation to relocating you to the UK.

The documents you will need will depend on:

- the country where you are currently located; and
- any countries which you are transiting through before travelling to the UK.

If you are still in Afghanistan, the UK Government is generally not able to help with your evacuation to the UK (whether directly or via another country).

You should try and do all that you can (to the extent that it is possible for you to do so safely) to obtain all the required paperwork for you to leave Afghanistan (such as an exit visa, if required), passports and other travel documentation etc).

The **DARR Team** can provide guidance on what documents you will need and tell you whether the UK Government can help.

8.3 If you are already in the UK when you receive your Relocation Offer

The UK Government has confirmed that for those people that have successfully applied under the **ARAP** scheme, regardless of when you arrived in the UK, you will be granted indefinite leave to remain.

If you arrived in the UK before September 2021 under **ARAP** or the ex-gratia scheme, you may have been granted temporary permission to remain in the UK. If this is the case, you can apply for indefinite leave to remain.

If you have been granted limited leave, you may apply for settlement free of charge.

The current advice is to contact afghanresettlementinforequests@homeoffice.gov.uk with your details – the resettlement team will get back to you regarding the application process.

8.4 Further visa requirements

Your Relocation Offer is conditional upon a successful visa application by you (and any accompanying family members). This is just a formality in most cases and involves the UK Government undertaking basic security checks, so they are likely to ask about any other employment you have had; this is not in order to check your eligibility under **ARAP** but just to check that you have not been involved in any serious criminality, terrorism or other illegal activity that would lead to your case being refused.

The **DARR Team** will provide you with further information on what is required but this will generally be less information than you needed for your **ARAP** application.

You will likely be required to provide biometric information (such as fingerprints) for yourself and any accompanying family members.

8.5 Relocation package

Your Relocation Offer should detail the relocation package that you will receive. Relocation typically involves:

- paid travel to the UK;
- permanent accommodation (although you may initially be in temporary accommodation while this is sourced); and
- indefinite leave to remain in the UK, which means you have:
 - permission to work;
 - eligibility to apply for UK benefits;
 - access to healthcare and education; and
 - support and assistance in finding housing, work and navigating the UK systems.

Key terms

- **AFM** rules/additional family member rules means the additional family member immigration rules.
- **APBI** means the Afghan Pro Bono Initiative.
- **ARAP** means the Afghan Relocations and Assistance Policy.
- **ARAP Team** means the UK Government's casework team working on **ARAP** applications.
- **DARR Team** means the UK Government's Ministry of Defence Afghan Relocation and Resettlement team working on **ARAP** eligibility and relocations.
- **SAR** means a subject access request.
- **Relocation Offer** means an offer to relocate to the UK under **ARAP**.

Further resources

- You can sign up to the **APBI** newsletter [here](#) for updates to the Afghan UK resettlement schemes, ministerial updates on Afghan refugees and updates on APBI services for Afghans.
- Further information on other routes into the UK can be found via the UK Government's guidance on support for British and non-British nationals in Afghanistan and is available [here](#).
- [Information and guidance on the Afghan Relocations and Assistance Policy](#)
- Home Office guidance: [Afghan Locally Employed Staff – relocation schemes](#)
- Immigration Rules: [Entry clearance to come to the United Kingdom as a relevant Afghan citizen](#)

Legal sources

- **ARAP** Guidance issued by the UK Government is available [here](#).
- Frequently asked questions on the **ARAP** scheme (in English, Dari and Pashto) published by the UK Government are available [here](#).
- House of Commons guidance on UK immigration routes for Afghan nationals is available [here](#).
- The Immigration Rules relating to **ARAP** are available [here](#).
- The full list of the grounds for refusal under the Immigration Rules is available [here](#). This also applies to family members and additional family members.

Appendix 1

Application for relocation to the United Kingdom under ARAP

Application for eligibility under the Afghan Relocation and Assistance Policy (ARAP). Please apply via this form for assistance or relocation to the United Kingdom under the ARAP if you worked for or alongside the UK Government in Afghanistan. Before applying, please read the guidance on the UK Government website here: [Afghan Relocations and Assistance Policy: further information on eligibility criteria, offer details and how to apply:](#)

[\(www.gov.uk/government/publications/afghan-relocations-and-assistance-policy/afghan-relocations-and-assistance-policy-information-and-guidance/\)](http://www.gov.uk/government/publications/afghan-relocations-and-assistance-policy/afghan-relocations-and-assistance-policy-information-and-guidance/)

Please only complete this form if you have carefully considered the eligibility criteria and how this relates to your own experience and role working for or alongside the UK Government in Afghanistan.

If you do not meet the ARAP eligibility criteria then do not complete this form.

The ARAP application form has changed we have removed some questions from 12/04/24. You will still have the opportunity to provide us with this information, after you submit your application we will contact you from a gov.uk email address to request further information. If you are contacted from any other email address do not respond. Your decision will be made on the information you return. If you fail to respond to our requests for information we will reject your application as a decision will not be possible against the eligibility criteria.

If you are eligible, we will contact you to get further information regarding any family members you would like to include in your application. If you relocate to the UK under the ARAP, family members not included in your ARAP application who wish to join you later must make an application to the Home Office under the family Immigration Rules: Family visas: apply, extend or switch: Welcome to GOV.UK (www.gov.uk).

We will inform you of the outcome of your application as soon as a decision is made. If you have submitted an application and are currently awaiting a decision, please note we are currently working through applications as quickly as possible. Due to the volume of applications received, we are unable to provide an update on the status of your application to the ARAP.

If you have received the outcome of your eligibility assessment and would like to request a review of the decision, please use the “Request a Review” form. Any data you provide will be processed in line with the MOD Privacy Notice. Further details can be found at the following link:

<https://www.gov.uk/government/publications/ministry-of-defence-privacy-notice/mod-privacy-notice>.

If you are eligible for relocation to the UK, an application will be made on your behalf to the Home Office for a visa.

Data will be processed in line with the Home Office Privacy Notice. Further details can be found at the following link:

<https://www.gov.uk/government/publications/personal-information-use-in-borders-immigration-and-citizenship>

This is not an application for entry clearance, permission to stay or settlement on any other basis, including for leave outside of the Immigration Rules.

Please check the email address is correct and can receive incoming emails. If you have not applied before and do not hear from us within 1 week of submitting your application, we have been unable to contact you with the contact details you supplied and you will need to submit a new application.

DO NOT submit a new application before this time.

Application for relocation to the United Kingdom under ARAP

* Required

1. Please provide your Full Name * _____

2. Please provide your Father's Full Name * _____

3. What is your LSU or CISS Number or Staff Number? _____

4. Do you have a Tazkira Number? * Yes No

5. Please enter your Tazkira Number * _____

6. Do you have a Passport Number? * Yes No

7. Please enter your Passport Number * _____

8. What is your Email Address? * _____

9. What is your Contact Telephone Number? * _____

10. What is your current Country of residence? * _____

11. How many family members are applying to relocate with you? * _____

12. Are you applying under Category 4? * Yes No

13. In what industry or sector were you employed? * _____

Appendix 2

Template ARAP statement

Witness Statement of [Name]

[Date]

1. Introduction

[Note: This section should include basic information about you]

My name is **[Name]** and my date of birth is **[XX]**. I am an Afghan national.

I live in **[XX]** with **[details of any dependants, including their names and dates of birth]**.

[Explain in a couple of sentences what your job was in Afghanistan, your current living circumstances and what you think would happen to you if you went back to, or stayed in, Afghanistan.]

2. My Career

[Provide a history of your jobs in Afghanistan, including all employer details, roles and dates to the best of your knowledge. If you are applying under Category 4, you should explain how your role contributed to the UK's military objectives or national security objectives (eg, counter-terrorism, counter-narcotics and anti-corruption) in Afghanistan].

[You should explain what it is about your role working with the UK Government that exposes you to risk if you return to, or stay in, Afghanistan. If you are able to give any examples of actual risks or events that have occurred due to your role (for example, if the Taliban has searched your house, sent a threatening letter or made threatening phone calls), you should include details about this].

3. Current Circumstances

[Provide details about your current circumstances eg, where you are living, who you are living with, how you are supporting yourself and your family etc. If you are outside of Afghanistan, you should include any concerns you have about staying in the country you are in.]

4. What would happen if [I stayed in Afghanistan/returned to Afghanistan]

[Provide details of why you are at risk of persecution if you return to, or stay in, Afghanistan. This can also include examples of any threats or harassment, or information about how you know others have been treated who held a similar job to you].

5. Evidence

[Provide a list of any supporting evidence you have. This could include copies of ID documents (passports, Tazkiras) for you and your dependants, marriage certificates (including translation), any evidence of cohabitation/support provided to dependants, documents relating to your employment or work with the UK Government in Afghanistan (eg, contracts, letters confirming your employment, supporting letters from UK colleagues you worked with, payslips, evidence of training courses, work ID cards). You may also want to include evidence demonstrating that you are at risk if you return to, or stay in, Afghanistan (if available), for example, any threatening letters from the Taliban].

Yours faithfully,

[Signature]

[Name]

[Date]

Appendix 3

Example of Relocation Offer

Ministry of Defence

Defence Afghan Relocation and Resettlement (DARR)
Permanent Joint Headquarters
Sandy Lane
Northwood
Middlesex
HA6 3HP

[Date]

Ref(s): M[XXX]

To: [XXX]

Afghan Relocations and Assistance Policy (ARAP) Relocation Offer

پیشنهاد جابجایی پالیسی جابجایی و کمک در افغانستان
د افغانستان د بیا حای کیدنې او مرستې پالیسی د حای پر حای کولو وړاندیز

Dear Sir or Madam,

آقا یا خانم عزیز
ګرانه یا میرمن

1. I am writing to you regarding the Afghan Relocations and Assistance Policy (ARAP).

من در مورد پالیسی جابجایی و کمک افغان برای شما می نویسم
زه تاسو ته د افغان د حای پر حای کولو او مرستې پالیسی په اړه لیکم

2. Having assessed your case, you are eligible for relocation to the United Kingdom (UK), providing you pass further checks (see below at paragraph 8), under the ARAP policy as a current or former Locally Employed Staff (LES) who was directly employed by Her Majesty's Government (HMG) and worked in an exposed, meaningful enabling role that made a material difference to the delivery of the UK mission in Afghanistan, or you are deemed eligible under category 4 with a HMG sponsor, and are now at risk.

پس از ارزیابی پرونده خود، شما واجد شرایط نقل مکان به بریتانیا هستید، مشروط بر اینکه بررسی های بیشتری را گذرانده باشید (به بخش چهارم زیر مراجعه کنید)، تحت سیاست جابجایی و کمک در افغانستان به عنوان یک کارمند محلی فعلی یا سابق که مستقیماً توسط دولت اعلیحضرت استخدام شده است. و در یک نقش فعال کننده آشکار و معنادار کار کردید که تفاوت مادی در تحویل مأموریت بریتانیا در افغانستان ایجاد کرد، یا اینکه در گروه چهارم با حامی مالی دولت بریتانیا واجد شرایط تلقی می شوید. و اکنون در معرض خطر هستید.

ستاسو د قضیې په ارزولو سره، تاسو بریتانیا ته د خای په خای کیدو لپاره وړ یاست ترڅو تاسو نور چکونه پاس کړئ (لاندې په څلورمه برخه کې وگورئ) د افغان خای پر خای کولو او مرستې پالیسی لاندې د اوسني یا پخواني خای کارمند په توگه چې د جلالتماب حکومت لخوا مستقیم استخدام شوي. او په یوه ښکاره، معنی لرونکی رول کې یې کار کړی چې په افغانستان کې د بریتانیا د مأموریت په ر سولو کې یې مادي توپیر رامنځته کړی، یا تاسو د بریتانیا د حکومت سپانسر سره د څلورمې کتگورۍ لاندې مستحق گڼل شوي، او اوس په خطر کې یاست.

3. If you wish to accept this offer, please send copies of the documents listed below to ARAP-casework@mod.gov.uk:

اگر می خواهید این پیشنهاد را بپذیرید، لطفاً کپی هایی از اسناد فهرست شده در این آدرس ایمیل ارسال کنید
ARAP-casework@mod.gov.uk:
که تاسو غواړئ دا وړاندیز ومنې، مهرباني وکړئ په دې بریښنالیک کې د لیست شوي اسنادو کاپي وا ستوئ
ARAP-casework@mod.gov.uk:

a. Your Passport or Identity Document(s)

پاسپورت یا اسناد هویت شما
ستاسو پاسپورت یا د هویت اسناد

4. And if possible:

در صورت امکان
او که امکان ولری

a. Passports for your relocating spouse and children; and

پاسپورت همسر و فرزندان شما؛
ستاسو میرمنپی او ماشومانو لپاره پاسپورتونه؛ او

b. A Marriage Certificate (for qualifying LES and relocating spouse); and

نکاح خط (برای واجد شرایط بودن و انتقال همسر)؛ و
د نکاح خط (د ورتیا او د میرهاتقالکولو لپاره)؛ او

c. A Birth Certificate (for all children relocating).

گواهی تولد برای همه کودکانی که در حال جابجایی هستند
د تولو ماشومانو لپاره د زیزون سند

5. You must also confirm your current location to allow us to process your application correctly.

همچنین باید سکونت فعلی خود را تایید نموده تا به ما بتوانیم درخواست شما را به درستی بررسی
کنیم
تاسو باید خپل اوسنی موقعیت هم تایید کړئ ترڅو موږ وکولای شو چې ستاسو غوښتنلیک په سمه
توگه پروسس کړو

6. Once you have accepted the offer and submitted the required documents, a member of the Defence Afghan Relocation and Resettlement (DARR) team will be in touch with you to facilitate your evacuation to another country. To evacuate legally, you must be in possession of a valid passport and visa; the DARR team can provide guidance on this.

پس از پذیرش پیشنهاد و ارائه مدارک مورد نیاز، یکی از اعضای تیم جابجایی و اسکان مجدد افغان با شما در تماس خواهد بود تا تخلیه شما به کشور دیگر را تسهیل کند. برای تخلیه قانونی، باید پاسپورت و ویزا معتبر داشته باشید. تیم جابجایی و اسکان مجدد افغانستان می تواند در این مورد راهنمایی کند. یوخل چپی تاسو وړاندیز منلی او اړین اسناد یی وړاندې کړي، د افغان بیا میشتیدنې او بیا میشتیدنې تیم یو غړی به تاسو سره اړیکه ونیسي ترڅو بل هیواد ته ستاسو د ایستلو اسانتیا برابره کړي. په قانوني توګه د وتلو لپاره، تاسو باید د اعتبار وړ پاسپورت او ویزه ولری؛ د افغانستان د بیا میشتیدنې او بیا میشتیدنې تیم کولی شي پدې اړه الړبڼوونه وکړي.

7. The details and conditions of the relocation package you have been offered are detailed below.

جزئیات و شرایط برنامه جابجایی که به شما پیشنهاد (آفر) شده است در ذیل شرح شده است. د بیا حای کیدنې کڅوړې توضیحات او شرایط چپی تاسو ته وړاندیز شوي دي لاندې توضیح شوي دي.

Requirements of UK immigration rules (HC 395)

نیازمندیهای قوانین مهاجرت بریتانیا (هج سی ۳۹۵)
د بریتانیا د مهاجرت مقرراتو اړتیاوې (هج سی ۳۹۵)

8. As well as being eligible under the scheme's criteria for relocation, you must satisfy the requirements of the [Immigration Rules](#) Part 7, paragraphs 276BA1 to 276BS2 and follow the Immigration Rules.

وړې هعلاواجد شرط بیاودن تحت
تا 276BA1 طرح برای دبی، بایا بجا د نییندازم هشیخ یق ۷ وانین جاهمرت، پاراگراف هی 276
ب ارره آورد کنید و قوانین مهاجرت د ارنلاب کنید 276BS2
همدارنگه د حای په حای کولو لپاره د سکیم د معیارونو لاندې وړ کیدو سره، تاسو باید د کپوالی مقررات
پراگرافونو اړتیاوې پوره کړی او د کپوالی مقررات تعقیب کړی 276BS2 حخه 276BA1 و ۷ برخې، 276

9. You will be required to complete a visa application form which will be considered by HMG and assessed in accordance with paragraphs 276BA1 to 276BS2 and following the Immigration Rules. A security check will be undertaken as part of the visa process. If your application is refused you will not be able to come to the UK under this scheme.

شما باید فرم درخواست ویزا را تکمیل کنید که توسط دولت بریتانیا در نظر گرفته شده و تا 276BA1 مطابق با پرگرافهای 276

و پیروی از قوانین مهاجرت ارزیابی می شود. یک بررسی امنیتی به عنوان بخشی از پرس 276BS2 ویزا انجام خواهد شد. اگر درخواست شما رد شود، نمی توانید تحت این اسکیم به بریتانیا بیایید تا سوبایدچی د ویز پفورمه پکهری کوم چپی به د برتانيا حکومت لخوا په پام کې ونيول شي او د پراگرافونو او د مهاجرت قواعدو سره سم ارزول کيزي. 276BA1276 BS2 څخه تر د ويزې د پروسې د يوې برخې په توگه به امنيتي معاینه ترسره شي. که ستاسو غوښتنلیک رد شي تاسو به نشئ کولی د دې سکیم لاندې انگلستان ته راشي

10. If you meet the requirements of UK immigration rules you will be granted a visa which confers indefinite leave to remain (ILR).

اگر شرایط قوانین مهاجرت بریتانیا را برآورده کنید، ویزا دریافت خواهید کرد که به شما اجازه اقامت نامحدود (ای ال ال آر) می دهد

که تاسو د بریتانیا د مهاجرت مقرراتو اړتیاوې پوره کړئ نو تاسو ته بهدایمیویزه (ای ال ال آر) درکړل شي

Details of the UK relocation offer

جزئیات پیشنهاد جابجایی بریتانیا
د انگلستان د حای پر حای کولو وړاندیز توضیحات

11. Subject to satisfying the requirements of the Immigration Rules, and following them, you will be able to apply to have the following people (your “accompanying family members”) accompany you to the UK:

با رعایت نیازمندیهای قوانین مهاجرت و پیروی از آنها، میتوانید برای افراد ذیل (اعضای فامیل) درخواست نمایید تا به بریتانیا همراهی تان بیاورید.

د مهاجرت د مقرراتو د اړتیاوو د پوره کولو او د هغوی د تعقیبولو سره سم، تاسو به وکولی شئ درخواست وکړئ چې لاندې خلک (ستاسو "د کورنۍ غړي") له تاسو سره بریتانیا ته راشي.

a. Your spouse, provided that:

همسرتان مشروط بر اینکه ستاسو میړه، په دې شرط چې

(1) They are over 18 years of age;

سن آنها بالای 18 سال باشد
دوی د 18 کلونو څخه پیر عمر لري؛

(2) Your marriage is evidenced by a marriage certificate or can be otherwise verified;

ازدواج شما با نکاح خط ثابت شود یا می توان به نحو دیگری تأیید کرد
ستاسو واده د واده سند په اساس ثبوت شوی یا په بل ډول تایید شوي؛

(3) If you are in polygamous marriage, you can only bring one spouse to the UK.

اگر اضافه تر از یک همسر دارید، فقط می توانید یک همسر را به بریتانیا بیاورید
که تاسو څو ودونو لری، تاسو کولی شئ یوازې یو میړه انگلستان ته راوړئ

b. Your children, provided that:

فرزندان شما به شرطی که ستاسو ماشومان، په دې شرط چې

(1) They are under 18 years of age at the point of application, and your accompanying spouse is the parent of your children;

آنها در زمان درخواست زیر 18 سال سن دارند و همسرتان شما مادر فرزندان شما است. دوی د غوښتنلیک په وخت کې د 18 کلونو څخه کم عمر لري، او ستاسو میړه ستاسو د ماشومانو مور

د

(2) All accompanying children must still be dependent on their parents;

همه فرزندان باید به والدین خود وابسته باشند. ټول ماشومان باید لاهم په خپلو والدینو پورې مربوط وي؛

(3) Dependent children who are either your biological child or your accompanying spouse's biological child, but not the other's child, will only be considered in limited circumstances;

فرزندان وابسته که یا فرزند بیولوژیکی (فرزندی) شما یا فرزند بیولوژیکی همسر شما هستند، اما فرزند دیگری نیستند، فقط در شرایط محدودی در نظر گرفته می شوند. انحصاری (فرزندی) ماشومان چې یا ستاسو بیولوژیکی ماشوم وي یا ستاسو د میړه بیولوژیکی ماشوم وي، مگر د بل ماشوم نه وي، یوازې په محدودو شرایطو کې به په پام کې ونیول شي؛

(4) Adopted children may be allowed where there is clear evidence that an adoption has taken place, and this must be highlighted in the application.

در صورتی که شواهد واضحی مبنی بر فرزندخواندگی (فرزندی) وجود داشته باشد، ممکن است به اینها اجازه داده شود و این باید در درخواست شما برجسته شود. منل شوي ماشومانو (فرزندی) ته اجازه ورکول کیدی شي که چیرې چې روښانه شواهد شتون ولري چې د منلو وړ وي، او دا باید په غوښتنلیک کې روښانه شي

12. The relocation offer also includes:

پیشنهاد جابجایی همچنين شامل ذیل است:
د حای په حای کولو وړاندیز کې شامل دي

a. Paid travel to the UK; and

پرداخت هزینه سفر به انگلستان؛ و
بریتانیا ها د سفر(تکت) پیسې ورکول؛ او

b. Four months of accommodation; and

چهار ماه منزل برای سکونت؛ و
د ژوند لپاره څلور میاشتې کور؛ او

c. Access to mainstream UK benefits; and

دسترسی به تسهیل و کمک بریتانیا؛ و
د انگلستان تسهیل و کمک ته لاسرسی؛ او

d. Support and assistance in seeking work and navigating UK systems.

حمایتو کمک در جستجوی کار و ناوبری سیستم های انگلستان
د کار په لټه کې او د انگلستان سیستمونو نیویگینګ کې ملاتړ او مرسته

13. Offers of relocation to the UK are conditional on an approved visa application by you and your family, related health and other checks satisfying the normal UK visa and immigration requirements. As part of the process, you and your accompanying family members will have to provide your biometric data.

پیشنهاد(آفر) جابجایی به بریتانیا مشروط به درخواست ویزای تأیید شده شما
و خانوادهتان، بررسیهای مرتبط با صحت و سایر بررسیهایی است که شرایط عادی ویزای بریتانیا و شرایط
مهاجرت را برآورده میکنند. به عنوان بخشی از این روند، شما
و اعضای خانواده شما باید بیومتریک شوند
انگلستان ته د بیا حای کیدنې وړاندیزونه ستاسو او ستاسو د کورنۍ لخوا د منظور
شوي ویزې غوښتنلیک سره مشروط دي، اړوند روغتیا او نور معاینات چې د انگلستان عادي ویزې او
د کپوالۍ اړتیاوې پوره کوي.
د پروسې د یوې برخې په توګه، تاسو او ستاسو د کورنۍ غړي باید خپل بیومیتریک ډاټا چمتو او بیومت
ریک شی.

14. If you are / have been convicted of a serious crime¹⁰, or commit a crime or a security offence which could have led to your dismissal whilst you were employed by the UK Government you may cease to be able to benefit from the relocation offer.

اگر شما به جرمی جدی محکوم شده اید یا مرتکب جرم یا تخلف امنیتی شده اید که می تواند منجر به اخراج شما از وظیفه شده باشد زمانیکه برای دولت بریتانیا مشغول به کار بودید، دیگر نمی توانید از پیشنهاد (آفر) جابجایی بهره مند شوید که تاسو په یو جدي

جرم محکوم شوي یاست، یا کوم جرم یا امنیتی جرم ترسره کوی چي ستاسو د گوبنه کیدو لامل کیدی شي پداسې حال کې چي تاسو د انگلستان حکومت لخوا گمارل شوي یاست نو تاسو ممکن دځای بر ځایوړاندیز څخه گټه پورته کولو څخه ډډه وشي.

15. If after being admitted into the UK, you or one of your accompanying family members is convicted of an offence deemed as causing serious harm as detailed in paragraphs 398 to 399 of the [Immigration Rules](#), you or your family member may be subjected to automatic deportation.

اگر پس از پذیرش در بریتانیا، شما یا یکی از اعضای خانواده شما به جرمی که موجب آسیب جدی میشود که در پاراگرافهای 398 تا قوانین مهاجرت توضیح داده شده است، محکوم شوید، ممکن است 399 شما یا یکی از اعضای خانوادهتان به طور اتوماتیک برگشتانده (دیپورت) شوید

که چیرې انگلستان ته د داخلیدو وروسته، تاسو یا ستاسو د کورنۍ یو غړی د یو داسې جرم په تور محکوم شوی وي چي د جدي زیان لامل گڼل کیږي لکه څنگه چي د مهاجرت قواعد و 398 څخه تر 399 پراگرافونو کې تشریح شوي، تاسو یا ستاسو د کورنۍ غړی به په اتوماتیک ډول ممکن اوسلې (دیپورت) شي.

16. Your identity documents will be used to verify your identity and to prove the parentage of your children. This process can lengthen the time taken to progress an application.

مدارک هویت شما برای تایید هویت شما و برای اثبات والدین فرزندان استفاده خواهد شد. این پروسه می تواند زمان برنامه را طولانی تر کند.

ستاسو د هویت اسناد به ستاسو د هویت تصدیق کولو او ستاسو د ماشومانو د مور او پلار ثابتولو لپاره کارول کیزی. دا پروسه کولی شي د غوښتنلیک پرمختگ لپاره اخیستل شوي وخت اوږد کړي.

17. You may wish to consult the links below for guidance, however if you have any further questions please do not hesitate to contact the DARR team via ARAP-casework@mod.gov.uk.

اگر بخواهید برای راهنمایی به لینک های ذیل مراجعه کنید، اما اگر سؤال دیگری دارید، لطفاً تماس بگیرید DARR با تیم ARAP-casework@mod.gov.uk از طریق

تاسو کولی شئ د لارښوونې لپاره لاندې لینکونو ته مراجعه کړئ، مگر که تاسو نورې پوښتنې لرئ نو مه تیم سره اړیکه ونیسئ DARR له لارې د ARAP-casework@mod.gov.uk ربانې وکړئ د

Timeframes for relocation

زمان برای انتقال
د حای په حای کولو لپاره مهال ویش

18. We ask that you be prepared to move at short notice, potentially to another country before arrival into the UK. Please do not travel until we get in contact with you with further details. Contact will be made via the DARR team email ARAP-casework@mod.gov.uk.

ما از شما می‌خواهیم برای سفر آماده باشید در اطلاع کوتاه، احتمالاً قبل از ورود برهیکه بیتان شور دینگر سفر کید. لپتر باشید تایزیا چه کی زمانت فا شما ARAP-casework@mod.gov.uk تماس نگیریم کسفر ننید. تماس ن طرایق ایمیل تیم خواهد شد رقرار
زومون تنه و چپوک تاسوت مسفرچو چپو سوسا په پنل خبرتا کید، په المحتلی تهگو یولده هیودا ت
بغد انگلستان له رسیدو دمخسفر وکری. مهربانی وکری سفر مه کوئی تر هغه چپو موز د
تیم بریننالیک له لاری ترسره کیزی DARR نورو جزیاتو سره تاسو سره اریکه ونیسو. اریکه به د
[.ARAP-casework@mod.gov.uk](mailto:ARAP-casework@mod.gov.uk)

19. Ministry of Defence is working closely with the Foreign, Commonwealth & Development Office (FCDO) and Home Office – along with allies in the region and globally – to support those who are eligible to come to the UK, including via other countries.

و وزارت کشور - (FCDO) وزارت دفاع مشترک با دفتر امور خارجه، مشترک المنافع و توسعه
همراه با متحدان در منطقه و در سطح جهانی -
برای حمایت از افرادی که واجد شرایط آمدن به بریتانیا هستند، منجمله
از طریق سایر کشورها، همکاری می کند.

او د کورنیو چارو وزارت (FCDO) د دفاع وزارت د بهرنیو چارو، دولت مشترکاتو او پراختیا دفتر
سره په گپه کار کوي - په سیمه او نری کې د متحدینو سره - د هغو کسانو ملاتړ کویچی د
نورو هیوادونو په گپون د انگلستان ته د راتلو وړوی

a) Once evacuated to another country, the FCDO will provide accommodation for you and your family whilst you complete the UK visa application process. Please be aware that this may take some time.

برای شما و خانواده‌تان محل اقامت فراهم میکند در زمانیکه شما FCDO، پس از انتقال به کشور دیگری ورمه درخواست ویزای بریتانیا را تکمیل میکنید. لطفا توجه داشته باشید که ممکن است مدتی طول بکشد.

به تاسو او ستاسو کورنی ته د استوگنې حای چمتو کړي پدا FCDO، یوخل چې بل هیواد ته انتقال شي سې حال کې چې تاسو د انگلستان د ویزې فورمیروسه بشپړه کړئ. مهرباني وکړئ په یاد ولرئ چې دا ممکن یو څه وخت ونیسي

b) Once your UK visa application is approved, you will be transited to the UK. We will arrange accommodation for you and your family but cannot at this stage be certain on where this may be. You will be entitled to some financial support in the UK whilst you seek employment.

پس از تایید و تکمیل درخواست ویزای بریتانیا، شما به بریتانیا منتقل خواهید شد. ما محل اقامت شما و خانواده تان را ترتیب خواهیم کرد، اما در این مرحله نمی توانیم مطمئن باشیم که کجا ممکن است باشد. زمانی که به دنبال کار هستید، در بریتانیا حق دریافت حمایت مالی خواهید داشت

یوخل چې ستاسو د بریتانیویزې غوښتنلیک تصویب شي، تاسو به بریتانیته لیزدول کړئ. موز به ستاسو و او ستاسو د کورنی لپاره د استوگنې بندوبست کوومگر پدې مرحله کې پاره نه یو چې دا به چیرې وي. تاسو به په بریتانیا کې د یو څه مالي مرستې مستحق شئ پداسې حال کې چې تاسو د کار په لټه کې یاست.

Yours sincerely,

با احترام

Developed by:

Laetitia Nappert-Rosales

Louise Mitchell

Olivia Hardy

Alex Waterson

Oliver Bradgate

Michael Hossack

Designed by:

Nahima Parvin

Revised by:

Helena Cullen and Mariana D’Arcadia

Led by:

Shamim Sarabi

Please keep in touch with our work on:

RLS: www.refugeelegalsupport.org

SPI: www.safepassage.org.uk





Afghan Pro Bono Initiative

Hosted by **Refugee Legal Support**
and **Safe Passage International**

